


## Componentes



1. Canal de Agua



2. Gancho



3. Esquina Canal Exterior




4. Esquina Canal Interior



5. Canal Perforada



6. Boquilla



7. Codo



8. Bajada de Agua



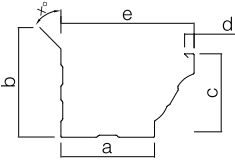
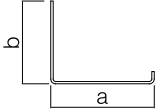
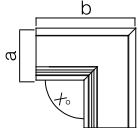
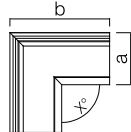
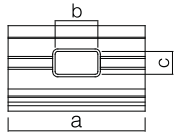
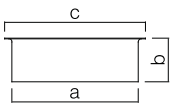
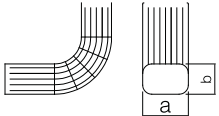
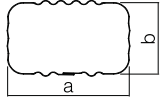
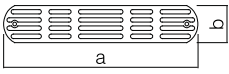
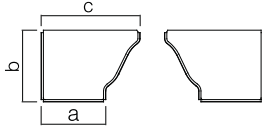
9. Abrazadera



10. Tapas

TERMINACIONES: Acero Prepintado, Zincado, Gravillado

## Tabla de Dimensiones

|    | Producto   | Dimensiones |     |     |   |     | Largo pieza mm   |
|----|--|-------------|-----|-----|---|-----|------------------|
|    |  | a           | b   | c   | d | e   |                  |
| 1  | Canal de Agua<br>           | 95          | 111 | 85  | 9 | 135 | 2000 hasta 12000 |
| 2  | Gancho<br>                  | 100         | 70  | 15  |   |     |                  |
| 3  | Esquina Canal Exterior<br>  | 160         | 300 |     |   |     |                  |
| 4  | Esquina Canal Interior<br> | 160         | 300 |     |   |     |                  |
| 5  | Canal Perforada<br>       | 250         | 80  | 44  |   |     |                  |
| 6  | Boquilla<br>              | 78          | 27  | 88  |   |     |                  |
| 7  | Codo<br>                  | 81          | 47  |     |   |     | 300              |
| 8  | Bajada de Agua<br>        | 81          | 47  |     |   |     | 2000 hasta 12000 |
| 9  | Abrazadera<br>            | 262         | 50  |     |   |     |                  |
| 10 | Tapas<br>                 | 96          | 85  | 136 |   |     |                  |